


CHANGE OF GUARD

2021 to present

*Not a content expert


*No background in research



FILM NEGATIVE



FILM NEGATIVE



CHANGE OF GUARD

2021 to present

*Not a content expert

*No background in research

*I can't keep houseplants alive



CHANGE OF GUARD

2021 to present

*Not a content expert

*No background in research

*I can't keep houseplants alive

*Deathly afraid of bees



GOALS

- Keep costs low & quality high
- Keep trying new things
- Don't waste time or resources
- Expand our program to our other properties
- Stay out of the way



SEED SELECTION

Achillea millefolium (Yarrow)

Clarkia amoena var. *lindleyi* (Farewell to Spring)

Gilia capitata (Blue Field Gilia)

Lupinus Polycarpus (Lupine Small Flower)

Lupinus Polyphyllus (Lupine Large Leaf)

30lbs of each variety

3 properties - each get 50lb mix

Silver Falls Seeds
Silverton, OR
silverfallsseed.com

L&H Seeds
Connell, WA
lhseeds.com

\$3,100 investment per property





6-10oz per burned pile

6oz = 20x20 burned pile

8oz = 30x30 burned pile

10oz = 40x40 burned pile

50lb mix average 100-125 burned piles
(Roughly \$2.15 per oz)



Where...

Select burned piles directly adjacent to roads

Easy to monitor and maintain

The seed will spread itself

OTHER AREAS TO LEVERAGE



**BUFFERS . CENTER OF ROAD. CUT
BANKS. BRIDGES/CULVERTS**



MAINTENANCE

- Reseed (annuals/as needed)
- Are you providing quality food/habitat?
- Observations / Document
- 5yr & 10yr Plan



FAQ'S

Native bees vs. box bees?


Annual vs. Perennial

Grasses & Flowering Plants

Seed Selection / Growing Zones

Smothering seedlings

???



STAY IN TOUCH

Lindsay Davis -
Oregon/SW Washington
lindsaydavis@hamptonlumber.com
503-741-5084

